

Infrastructure Code of Practice

Jasmine
















The **Jasmine** field lies approximately 6 miles west of the Judy production facility in blocks 30/6a and 30/7a of the UK sector of the North Sea. The field was discovered in June 2006 by well 30/6-6 and side-track 30/6-6z.

Production first began in 2013 following the installation of the Jasmine topsides within the J-Area. It comprises a Jasmine Wellhead platform (JWHP) and the Jasmine Living Quarters platform (JLQ) bridge-linked to the JWHP. Hydrocarbons are produced via a multiphase pipeline from the JWHP to the Judy Riser Platform for processing.

Key Facts	
Field	Jasmine
Block	30/6a and 30/7a
Sector	U.K. Central North Sea
Approx. distance to land	130 nautical miles SE of Aberdeen
Water Depth	80 metres (263 feet)
Hydrocarbons Produced	Gas and oil/liquids
Export Method	Via Judy Platform: From Judy, gas goes to Teesside via the CATS pipeline From Judy, liquids go to Teesside via the Norpipe system
Manned / Unmanned	Manned
Operated /Non-Operated	Operated
% of Harbour Energy Equity	67.0%
First Production	November 2013
Accommodation On Board	38
Key Commercial Terms	Currently there are no agreements in place with third parties for the transportation and/or processing of product via Jasmine

Infrastructure Information	
Entry Specification:	The entry specification for any future third party production is dependent upon the point at which such production would enter the Jasmine facilities and the composition of production already being processed at that time. The entry specification will cover areas that affect onward processing and transportation as well as those which impact the Jasmine and Judy facilities e.g., slugging limitations and contaminants.
Exit Specification:	For liquid and gas exit specifications ex processing on Judy see Judy ICOP information.

High Level Capacity Information							
The basic capacity information is portrayed by colour coded 'traffic lights' that reflect thresholds of availability over the next 5 years.							
>25% capacity available		5% - 25% capacity available		< 5% capacity available			
Jasmine Platform		Ullage as % of System Capacity				Comment	
Firm Processing Capacity Available		2025	2026	2027	2028		2029
Jasmine HP separator processing capacity (gas)							At circa 16 barg. Jasmine HP separator is located on Judy.
Jasmine HP separator processing capacity (liquids)							
Booster compressor capacity							Refer to Judy for treatment capacity as all Jasmine fields are treated on Judy platform.
Gas export capacity							
Gas lift capacity							
Produced water handling capacity							
Dehydration capacity							
H2S removal capacity							
Water injection capacity							

Disclaimer: While this information has been prepared in good faith, no warranty or representation (implied or expressed) is made as to its accuracy, completeness or relevance for use by any other party and no liability is accepted by Harbour Energy under any circumstances relating to the information and the use thereof.

Last update: January 2025

Contact Information

[Email: icop@harbourenergy.com](mailto:icop@harbourenergy.com)